

Data Sheet

Profi-Grip rim for >300hp tractors. Designed and developed to eliminate tyre to rim slippage.

moveero's Profi-Grip rim has a unique design developed to eliminate tyre to rim slippage problems.

The growing demand for efficiency in Agriculture is driving the development of tractors and implements to become larger and larger.

To transfer the power from the tractor to the soil, a Central Tyre Inflation System (CTIS) is often used in order to achieve as big a tyre traction area as possible, by lowering the inflation pressure.

The combination of high HP, large implement machinery, heavy loads, tyres with low inflation pressure and dry soil is challenging the tyre to rim interaction.


Over the last few years there has been an increase in reports of tyre slippage. moveero has developed the Profi-Grip rim design specifically to solve this problem.

Through extensive tests, both on track and in field, the Profi-Grip rim has proven its design with a zero tyre slippage rate.

All performance criteria comply with at least one of the following regional and international rim and tyre standards – TRA, ETRTO, JATMA and ISO. Extended service life, reliable performance, safer operations and lower maintenance cost can be expected from a moveero wheel.

Profi-Grip

moveero



Highlights

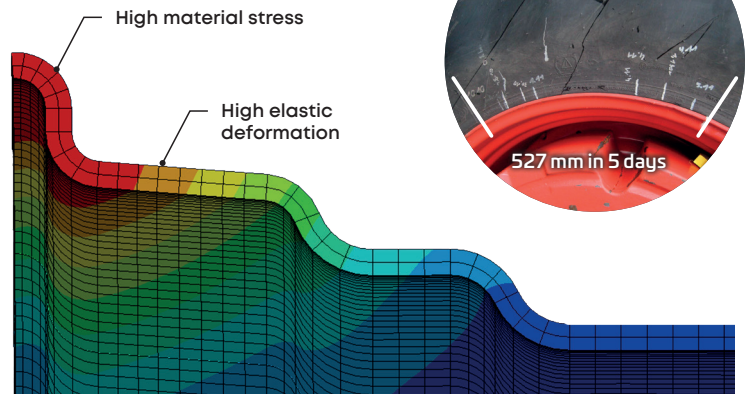
- Innovative design solution
- Eliminates risk of tyre slippage
- Easier fitting of high load capacity tyres
- Enhanced durability
- Strong flange design minimizes rim shrinkage
- Improved contact pressure between the tyre and rim
- Rim designed according to ETRTO
- Profi-Grip utilises the Profi-Fit (TW) rim profile:
 - Eliminates problems with mounting of stiff tyres for high loading capacity
 - Allows faster tyre mounting for increased efficiency
 - Allows use of low pressure during tyre inflation which increases safety

Design features

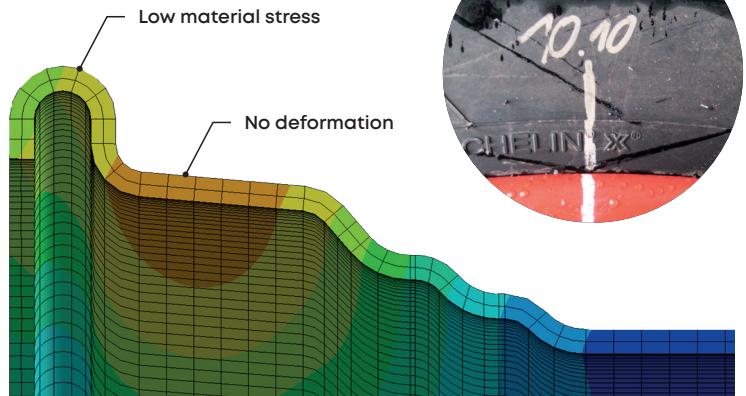
The new design of the wheel rim features a strong flange which both minimises rim-shrinkage and serves to protect the tyre when used at low pressure. The Profi-Grip wheel also incorporates moveero's unique Profi-Fit TW design, which allows high-load capacity tyres, with very stiff sidewalls, to be mounted easily and with no risk of tyre damage.

With manufacturers developing tyres to run at low inflation pressures to maximise the footprint, an inevitable consequence of this is that the interaction between the tyre and rim is being compromised, particularly when operating in extremely wet or dry soil conditions, with tyre slippage often being the result. The patented Profi-Grip rim profile has been developed specifically to address this problem.

Standard DW-Profile



Profi-Grip TW-Profile



For more information or to discuss your own specific requirements, contact us on sales@moveero.com

Further information about Profi-Grip and our other products can be found at www.moveero.com